

Make Your Long Day's Journey Into Night:

From Natural Beauty to Over-the-Top Glam

By Debbie Dickinson and Katherine Sloan

After my fourth decade in the Fashion and Beauty industries with many covers of Vogue under my belt, I've tried just about every cosmetic brand for my skin texture and color. Recently, I checked up on Nabila K—an especially favored brand—as to what new products they have in store. I was surprised to hear that this lovely lifestyle brand has stepped center stage into the beauty industry by launching a full makeup line of all-natural, clean beauty products. I asked for the company to send me some selections for my summer beauty story pronto. A generously full product line arrived. I proceeded to set up a photo shoot to describe the application and create some new makeup ideas with the fresh new colors.


"A certain place or a special color, texture, or scent is luxury."
—Nabila Khashoggi

What started as a skincare line filled with products to add a certain beauty to your life turned into a lifestyle brand, complete with not only candles and bubble baths but with attainable luxury. Now Nabila K is the home of exciting new makeup products that are clean, organic, ethical and, of course, glamorous.

My agent, Stephanie Grill at Click Models was on the phone in a heartbeat to seek out the new look (created with Nabila K makeup) for beauty models. The model, MK H, was reserved in a New York minute as our makeup "It Girl" for the photo shoot. Once that was locked down, I proceeded to book my favorite makeup artist, Odilis Trinidad from Team Marcelo Costa and the ingenious duo, Sami and Lolita from LOMI photography. Here's the scoop on every single Nabila K product you'll need to create four enchanting makeup looks.

NATURAL GLAM

Odilis greeted MK H's face to cleanse and prep the skin for makeup with Bioderma Sensibio, Danesa Myrick's Dewey Forever Mist, Danesa Myrick's Prism Fix and Vision Cream Cover N 3 and Danesa's oil. She stressed that moisture is an essential part of the beauty process! She set the models hair with a hot iron and pins. The special product that she put in the hair before ironing was Affix 31 Prep It from Elgon. Once the hair was set, she mixed Danesa Oil with Danesa foundation that matched the



Natural Glam

Photography by IOMI
thelomicompany.com

Hair and Makeup by Odilis Trinidad @odilis.Trinidad for Team
MCosta @teammcosta
Marcello Costa @marcellocostaofficial
Model: Mk H from Click Models NYC

Plum Glam


model's skin tone. Her application was smooth and fluid. Now she was ready for the application of Nabila K's Cult Fave #414 eye shadow. Once smoothly applied, Odilis added Nabila K's eye shadow #545 just under the lower lashes from the inner eye to the last lash. The triangle wings were applied with the shade, "Desert" #356.

A thin stroke of eyeliner was applied with Ultra-Black Waterproof Eyeliner. Surrounding the edge of the model's lips were Nabila K's brand new lip liner in "Satin," Lipstick #154 in "French Kiss" and "Nearly Naked" lip gloss #165. The lipstick "French Kiss" was also used as rouge on the highest part of the cheekbone. Did you know that you can use your lipstick as a blusher, too? Just rub a bit into those places where you need a little extra color and a bit of bloom. Finally, a stroke of the "Poodle" eye shadow was brushed into the eyebrows to enhance the eyes. Odilis finished the eyes with Odilis Lashes made ethically from mink hair (collected during changing season) to complete the look.

PLUM GLAM FOR BRUNCH

Inspired by Twiggy, our favorite 1960's model with those amazing eyes.

Atop clean foundation, the eyelids sport a thin layer from the "Party Girl" eye shadow palette (#570). Triangular lines were applied with #406 and Odilis embellished the look with a thin swoosh of "Party Girl" shadow #600 underneath the eyes. "Eyes Closed" eye shadow was brushed into the brows. Remember that you don't need a pencil to finish off your eyebrows; eye shadow is softer and creates a more subtle effect. Nabila K's Ultra-Black Waterproof Eyeliner Pen was used along the edge of the eyelid. For the lips, "Bella" #263 lipstick and lip gloss in "Party" #106 completed the ultra-cool, mod look.



Sunset to Night Glam


SUNSET GLAM FOR COCKTAIL HOUR

This look is classic. With light, silky and matte finishes (as seen on lots of brides this season), the "Moroccan Sand" Palette was used on the eyes (#'s 589, 622, 506) to create a sumptuous evening beauty, perfect for cocktails and mingling. "Chamois" eye shadow was used to play up the eyes and the lip liner in "Nude" brushed with the "Cocoa Puff" lip gloss #125 were applied to create a sassy pout. Of course, you'll need to use Nabila K's Ultra-Black Waterproof Eyeliner to really finish off any alluring look. For extra glitz, do not forget your fabulous lashes!

NIGHT GLAM

For some serious nighttime mystique, you'll want to go (almost) as dark as possible. Your makeup should be seen even in the darkened room of an ultra-chic nightclub and beneath the glistening lights of a disco ball. This nighttime look was created with the help of all Nabila K makeup products—all clean, all natural and organic.

The eyelids were embellished with "Chamois" #283 and #605 in the "Silver Linings" eye shadow palette. "Blackest Eye" #595 was used underneath the eye for that sexy smoky look and "Ink" #460 was applied to the crease of the eyelid. The eyebrows were lightened with the "Poodle" #402 eye shadow (lighter eyebrows really make a statement if you're going to create a look with dark eyes and a bright red lip). To finish off the face, this show-stopping red lip was achieved with Nabila K's new "Vixen" lipstick. Trust us, the right lipstick really makes a difference! And, finally Rasta Gum 100 by Elgon Cosmetics was used on the baby hair to create those enviable flapper-inspired curls.



Sunset Glam (Left) ; Night Glam (Right)

Photography by IOMI
thelomiccompany.com